

**CONTACTS**

**TECHNICAL**

Ann Hause  
Technical Director  
[ahause@ku.edu](mailto:ahause@ku.edu)  
785-864-2796

Andy Hause  
Assoc. Tech. Director  
[wildcat2@ku.edu](mailto:wildcat2@ku.edu)  
785-864-2776

Cameron Jacques  
Asst. Tech. Director  
[camj@ku.edu](mailto:camj@ku.edu)  
785-864-2776

**ADMINISTRATIVE**

Derek Kwan  
Executive Director  
[kwan@ku.edu](mailto:kwan@ku.edu)

Doug Wendel  
Associate Director  
Venue Rentals  
Artist Contracts  
[dwendel@ku.edu](mailto:dwendel@ku.edu)  
785-864-2793

Jeri Glynn  
Ticketing Services  
Director  
[jglynn@ku.edu](mailto:jglynn@ku.edu)  
785-864-2780

Sue Mango  
Development Director  
[smango@ku.edu](mailto:smango@ku.edu)  
785-864-2788

Brad Knauss  
Marketing Director  
[bradk@ku.edu](mailto:bradk@ku.edu)  
785-864-3472

Anthea Scouffas  
Engagement &  
Education Director  
[anthea@ku.edu](mailto:anthea@ku.edu)  
785-864-2795

Kate Lorenz  
Events Coordinator  
FOH, Merchandise  
Artist transportation,  
lodging and  
accommodations  
[katelorenz@ku.edu](mailto:katelorenz@ku.edu)  
785-864-2774

**COMPANY**

**PRODUCTION OFFICE**

Line 1 785-864-2791

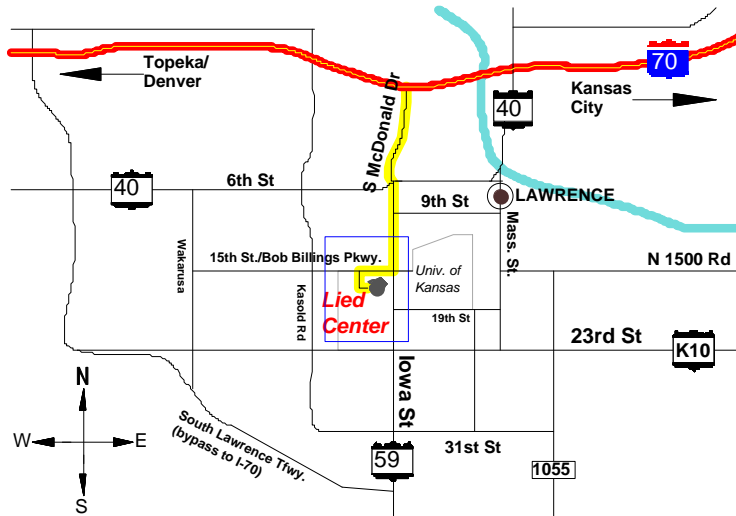
Line 2 785-864-5020

Wi-Fi is available

**GPS COORDINATES** 38°57'18"N, 95°15'44"W

**DIRECTIONS** From I-70.

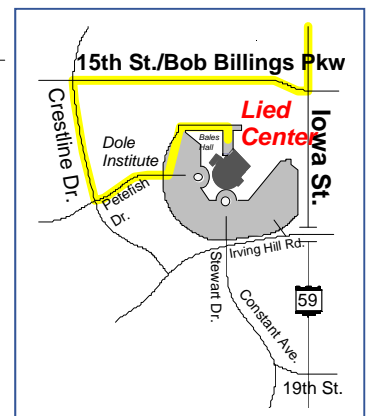
- Exit I-70 at West Lawrence, **Exit No. 202**. Proceed SOUTH onto South McDonald Drive.
- Continue SOUTH under overpass and merge onto Iowa St.
- Continue SOUTH on Iowa Street to 15<sup>th</sup> St./Bob Billings Pkwy.
- Turn WEST (right) onto 15<sup>th</sup> St./Bob Billings Pkwy.
- Turn SOUTH (left at first light) onto Crestline Drive.
- Turn EAST (first left at top of hill) onto Petefish Drive.
- The Lied Center is directly ahead. Turn left into the lot just past the Dole Institute and follow service entrance signs to the loading dock/stage door on the North side of the building.



**THE LIED CENTER**



The Lied Center of Kansas is a major university presenter engaging audiences and artists through presentation, education, research, and service. Opened in 1993, the Lied Center offers a variety of performing arts events and special events. The Lied Center is also home for performances by the KU School of Music and Department of Dance, and is the location for major campus and community events.



**LOADING** Level 30' push to stage.

**Loading Docks (2)** 4'h

**Dock Doors** 8'w x 10'h

**Delivery Dock** 3'h

**Stage Door** Adjacent to loading dock on North side of building.

**PARKING** ( 2 ) tractor-trailers and ( 1 ) tour bus or delivery van can stay at loading docks. No permits required. Additional on-site parking is available for trucks, busses, and private vehicles.

**SHORE POWER** Available. See ELECTRICAL SERVICES.



Loading Dock

The Lied Center of Kansas is a not-for-profit educational institution. Trained college students are used for all events, augmented with professional stagehands when needed. The University of Kansas and The Lied Center of Kansas do not have a collective bargaining agreement covering stage - hands with I.A.T.S.E. or any other collective bargaining agency.

## HOUSE

### SEATING

	Totals (include wheel chair spaces).
Orchestra Level	1102 (25)
Balcony I Level	510 (12)
Balcony II Level	334 (10)
Pit Seats (removable)	74

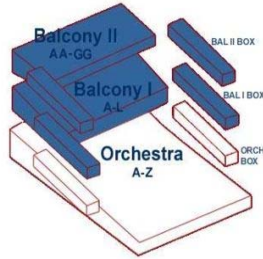
**Maximum Seating** 2020  
**Maximum Capacity** 2020

### Typical Seat Kills

House Mix Position	29
Orchestra Left, Row N	5

**Typical Total Seating** 1912

*With typical seat kills and no pit seating.*



House



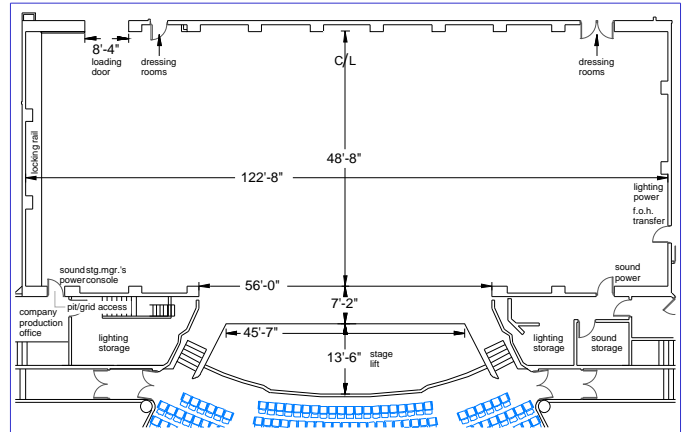
House Mix Position



Green Room

## STAGE DIMENSIONS

<b>Proscenium Width</b>	56'-0"
<b>Proscenium Height</b>	28'-0"
<b>Stage Width</b>	122'-8"
<b>Plaster Line to Back Wall</b>	48'-8"
<b>Plaster Line to DS Apron Edge</b>	7'-2"
<b>Plaster Line to DS Lift Edge</b>	20'-8"
<b>Stage Height from Floor</b>	3'-6" at front aisle.



Stage Dimensions

### ORCHESTRA PIT

<b>Pit Elevation from stage floor</b>	- 8'-0"
<b>Pit Width</b>	50'-0"
<b>Pit Depth at center line</b>	20'-8"
<b>Pit Area (approximate)</b>	1050 sq. ft.

### STAGE LIFT

Gala Spiralift - variable elevation from stage level (0'-0") to orchestra pit level (- 8'-0"). Takes 45 seconds to travel 8' vertical. Stage lift can be converted to "pit seating" with addition of (5) seating wagons and (74) plush velour theater seats.

### STAGE FLOOR Resilient, smooth and level.

**Floor Construction** From top down.

- 1/8" black battleship linoleum.
- 3/4" under laying (plywood).
- 1" sheathing (plywood).
- 1" x 2" furring on 12" centers.
- 3/4" sheathing (plywood).
- 1" x 2" furring on 12" centers, offset 6" from above furring.
- Cement slab.



Floor Construction

## RIGGING

**GRID** +69' above stage floor. 3" x 1½" steel channel on 5½" centers, 2½" openings between channels. Grid extends over entire stage area from plaster line to back wall.

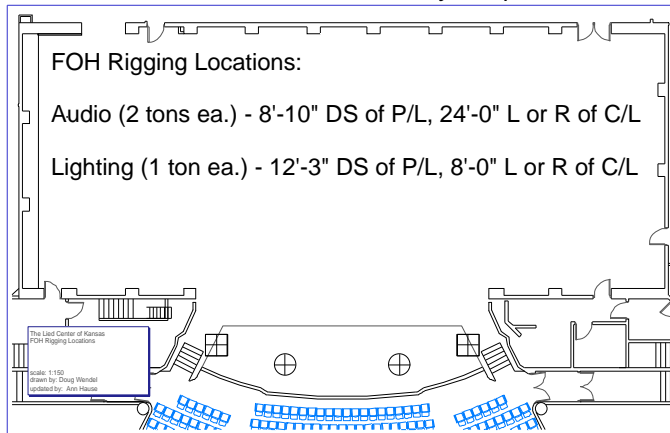
### CHAIN MOTOR RIGGING

**On Stage** Motor points through grid are available in most location up stage of plaster line. Grid pipes available.

**Front of House** Limited to (4) pre-rigged points through architectural fascia DS of proscenium. Points are beam clamped to high steel with wire rope drops to catwalk positions for quick point installation. Loads approved by structural engineer:

**Lighting** 4000 lbs on two (2) points. 2000 lb max. per point.

**Audio** 8000 lbs on two (2) points. 4000 lb max. per point..  
*Please consult with technical staff for your specific needs.*



**COUNTERWEIGHT RIGGING** Single purchase T-track counterweight system. Sheaves overhung 70" above grid. (8) loft lines per set.

**Working Line Sets** 43 See LINESET SCHEDULE.

**Arbor Capacity** 1,200 lbs. each.

### Batten Lengths

Line Sets Nos. 1 - 3 76'

Line Sets Nos. 4-30 86'

Line Sets Nos. 31-52 84'

**Batten High Trim** 67'

**Loading Bridge** +57', stage right.

**Counterweight** 46,000 lbs. Available.  
Full brick = 43 lbs.

### Counterweight Locking Rails

**Primary Locking Rail** Stage level, stage right.

**Secondary Locking Rail** +37' bridge, stage right.

**Capstan Winch ("Mule")** Located in arbor pit.

**PIN RAILS** Located on SL and SR bridges, +37' level. Tube steel pin rails with welded steel pins on 12" centers run from down state to up stage. Facilitate cable pick-ups and spotting lines.

**Spotting Line Hardware** Spotting sheaves, j-bolts, and hand lines are available.

**Rigging for Super Title Screen** 20' batten spot rigged on (3) hemp lines with clew located just down stage of main curtain. Suitable for light rigging such as super title screen, small projection screen or banner.

## HOUSE DRAPERY

### PERMANENT DRAPERY and EQUIPMENT

**Main Curtain/DS Legs** Manual fly or travel. Midnight blue 25 oz. lined velour with 50% fullness.  
(1) Pair 42' w x 31' h each half.

**Main Curtain/Grand Teaser** Motorized fly, variable speed. Midnight blue, 25 oz. lined velour with 50% fullness.  
64' w x 31' h.

**Front Projection Screen** Steel frame with matte white screen surface. Permanently installed on line set 10.  
55' w x 20' h. 36" black border below screen.

**Orchestra Shell Ceilings** (3) ceiling panels permanently installed on motorized line sets. Panels tilt to vertical position and clear to 50' above stage.

### MOVABLE DRAPERY and EQUIPMENT

**Borders** Black 25 oz velour, sewn flat with no fullness.  
(1) 86' w x 16' h.  
(4) 86' w x 10' h.

**Legs** Black 25 oz velour, sewn flat with no fullness.  
(1) Pair 26' w x 30' h each, on traveler track.  
(4) Pair 15' w x 30' h each.

**Traveler** Black 25 oz velour, 50% fullness.  
40' w x 30' h each half. Mounted on traveler track.

**Blackout Drop** Black 25 oz velour. Sewn flat without fullness.  
65' w x 30' h.

**Scrim** Black sharks tooth.  
65' w x 30' h.

**Rear Projection Cyclorama** Garriets "Opera-Cyc." Off-white vinyl. Also use as front or rear projection screen.  
65' w x 30' h.

**Sky Drop/Bounce** Natural muslin, horizontally seamed.  
62' w x 33' h.

**Small Projection Screen** Garriets "Opera-Cyc." Off-white vinyl. Front or rear projection.  
20' w x 16' h.

**Super Title Screen** Natural muslin stretched over wood frame.  
24' w x 4' h.



Locking Rail, Stage Right

## LIGHTING SYSTEM

**Dimmers** ETC Sensor, dimmer per circuit.. 466 dimmers @ 2.4kw (20A). 16 dimmers @ 6.0kw (50A).

**Dimmer Control** ETC Net3 DMX512 over Ethernet. Two (2) universes used for house dimmers. Network supports a third (3<sup>rd</sup>) DMX512 universe for auxiliary DMX devices.

**Network Taps** (8) fixed locations: light booth, house center, SL, SR, no.1 ceiling beam, no. 2 ceiling beam, SL box boom, SR box boom.

**Inputs/Outputs** (3) Net3 touring 2-port output gateways, (1) in booth, (2) floaters with turnaround adapters.



**Primary Lighting Console** ETC Ion 1000 with 2x20 fader wing. Located in control booth at rear of orchestra. EOS compatible.

**Secondary Lighting Console** ETC Expression 3-400. Located stage right. Used for lectures, simple concerts.

**Accessories** Remote video node and monitors, wired and wireless focus remotes.

**Free tutorials available:** <http://www.etconnect.com>

**House Light Control** ETC Unison with multiple presents. Control panels in key areas. Production lighting consoles may also control house lights.

## FOH LIGHTING POSITIONS and CIRCUITS

### Front of House Circuit Transfer

Stage left wall, 20 Amp, 2p+g connectors.

**No. 1 Ceiling Beam** (34) 2.4kw circuits.

45' DS of P/L, 59' above stage, 52° angle from DSC at P/L.

**No. 2 Ceiling Beam** (29) 2.4kw circuits.

66' DS of P/L, 59' above stage, 42° angle from DSC at P/L.

**No. 2 & 3 Spot Booths** ( 2 ) 2.4kw circuits per side.

126' DS of P/L, 59' above stage, 25° angle from DSC at P/L.

**No. 1 Box Boom** (10) 2.4kw circuits per side.

6' DS of PL, 32' off CL, 12' to 27' above stage.

**No. 2 Box Boom** (12) 2.4kw circuits per side.

13' DS of PL, 35' off CL, 12' to 27' above stage.

**No. 3 Box Boom** (10) 2.4kw circuits per side.

22' DS of PL, 32' off CL, 24' to 47' above stage.

**No. 4 Box Boom** (10) 2.4kw circuits per side.

46' DS of PL, 41' off CL, 37' to 47' above stage.

### ON STAGE CIRCUITS

**SL Drop Boxes** (15), each with ( 6 ) 2.4kw circuits.

**SR Drop Boxes** (15), each with ( 6 ) 2.4kw circuits.

( 1 ), each with ( 2 ) 6.0kw circuits.

**SL Floor Pockets** ( 5 ), each with ( 4 ) 2.4kw circuits.

**SR Floor Pockets** ( 5 ), each with ( 4 ) 2.4kw circuits.

**US Floor Pockets** ( 5 ), each with ( 4 ) 2.4kw circuits.

**DSL Wall** ( 8 ) 2.4kw circuits.

( 4 ) 6.0kw circuits.

**DSR Wall** ( 8 ) 2.4kw circuits.

( 4 ) 6.0kw circuits.

**USL Wall** ( 4 ) 2.4kw circuits.

**USR Wall** ( 4 ) 2.4kw circuits.

## LIGHTING EQUIPMENT

**FRONT OF HOUSE INSTRUMENTS** See FRONT OF HOUSE LIGHT PLOT for types and locations. Instruments will not be moved for use on stage.

**STAGE INSTRUMENTS** C-clamps, safety cables and color frames are available for all instruments. All connectors are 20 A, 2P+G stage pin.

( 4 )	14° Ellipsoidal	ETC Source4	575w
(16)	19° Ellipsoidal	ETC Source4	575w
(12)	20° Ellipsoidal	Colortran	1000w
(42)	26° Ellipsoidal	ETC Source4	575w
( 1 )	26° Ellipsoidal	Strand SL	575w
(36)	30° Ellipsoidal	Colortran	1000w
(34)	36° Ellipsoidal	ETC Source4	575w
(16)	36° Ellipsoidal	Strand SL	575w
(24)	40° Ellipsoidal	Colortran	1000w
(10)	50° Ellipsoidal	ETC Source 4	575w
( 1 )	50° Ellipsoidal	Strand SL	575w
( 2 )	90° Ellipsoidal	Selecon	575w
(10)	6" Fresnel	Colortran	1000w
(24)	8" Fresnel	Colortran	2000w
(64)	Source4 PAR	ETC Source4	575w
( 8 )	2-circuit Far Cyc	Colortran	1000w
( 8 )	1-circuit Far Cyc	Altman	1000w
(12)	3-circuit Ground Row	L&E "Runt"	500w
( 8 )	COLORado Batten 144 Tour LED Ground Row		
	R-G-B-W-A	Chauvet	181w

### ACCESSORIES

Pattern holders.

Top hats.

Irises.

Side arms.

Boom bases and pipes.

Floor stands.

(24) 8" Barn doors.

(10) 6" Barn doors.

**FOLLOWSPOTS** ( 3 ) Strong Super Trouper LT 2kW. Located in Spot Booths 1 & 4 and Center projection booth.

### ATMOSPHERIC EFFECTS

( 1 ) Reel EFX DF50 hazer.

## ELECTRICAL SERVICES

**LIGHTING POWER** Located stage left wall.

( 2 ) 400A/leg, 120/208V, 3Ø, 5-wire, Cam-lok.

( 1 ) 400A/leg, 120/208V, 3Ø, 5-wire, Cam-lok.

**SOUND POWER** Located stage left or right.

Transformer isolated.

( 1 ) 200A/leg, 120/208V, 3Ø, 5-wire, bare-lugs.

**SHORE POWER SERVICES** Located at loading dock.

( 2 ) 60A/leg, 120/208V, 3Ø, 5-wire, bare-lugs.

## SOUND

### HOUSE SPEAKER SYSTEMS

**Center Cluster System** (mono): All JBL component system w/ sub. Mounted at C/L above proscenium.

#### Main PA System (stereo)

(8) Meyer CQ2 self-powered, long throw, full-range loud speakers (15" + 4" compression driver).

(2) Meyer 650P self-powered subwoofer (2 x 18").

System configuration is (2) CQ2s over (1) 650P ground-stacked with (2) CQ2s flown in proscenium per side.

*Consult with technical staff for availability.*

#### Enhancement Systems

(4) Meyer UMP-1P self-powered near fill loud speakers. Under balcony and box seating fills (delayed).

#### System Processing

(2) Dolby Lake 4 x 12 with wireless tablet PC control. All house zones available (cluster, stereo system, near fill, delay zones.)

**Assistive Listening System** Sennheiser infrared, 2-channels.

**House System Tie-In** (3) locations: house mix, stage left and stage right.

### MONITOR SPEAKERS

(4) EV FM-1202ER (12" + 1" horn, 2-way wedge).

(4) EV SX-300 (12" + 1" horn, 2-way, wedge/pole mount).

(2) Galaxy Hotspot, full range monitor (low profile).

(2) Meyer UPJ-1P self-powered speakers

### HOUSE MIXING AND PROCESSING

**House Mix Position** Orchestra level. Not obstructed or under balcony. 21' SR of center, 67' from plaster line. 12' w x 6' d (+3' d seating overhang)

**House Sound Console** Avid DShow Profile with mix rack. 48 x 32 x 8 ch insert. All comps, gates, EQs, reverb, delay, etc. are onboard. FWX card for ProTools hard disk playback and recording.

**Avid DShow standalone software available (free) at**  
<http://www.avid.com/us/products/venue-software>

**Auxiliary Sound Console** Behringer X32, 32 channel.

#### Playback and Recording

Dual CD Player Denon DV-D4000.

CD Player/recorder HHB CRD830.

FWX card for ProTools hard disk playback & recording.

**INTERCOM** Clear Com, (4) channels with patching matrix. Tie-in located stage right. Permanent stations located in all key positions. Single channel belt packs and headsets available.

**DRESSING ROOM PAGE** Available at stage manager's desk or patchable. Pages all dressing rooms, and backstage areas.

**PROGRAM MONITOR** Audio program available to all dressing rooms and backstage areas, operator booths, offices and lobby areas. Individual volume controls in backstage and office areas.

## MICROPHONES

### Wireless

- (6) Sennheiser Evolution systems. Available mics:
  - (2) Countryman E6 headset style.
  - (6) Sennheiser ME2 lavalier.
  - (2) Sennheiser SKM500 hand held.

### Wired

- (3) AKG C414
- (1) AKG 426 stereo recording mic hung in house
- (2) AKG C747
- (4) AT 853
- (3) AT 857Q unipoint
- (2) C-ducer CRSE/8 contact mic
- (3) Crown PCC160 pressure zone mic
- (1) EV RE20
- (2) Neuman KM184
- (2) Sennheiser MD421
- (2) Shure Beta52
- (4) Shure Beta58
- (10) Shure SM57
- (8) Shure SM58
- (1) Shure SM58 w/switch
- (4) Shure SM81

**Accessories** Direct boxes, microphone stands, boom arms sub snakes, cables and adapters, 6-channel press box.

## VIDEO

### PROJECTION

**Projector** Eiki LC-HDT2000. 15K lumens, Native 2K resolution. Mechanical shutter for full black out. 4 hot-swappable lamps. Located in booth at rear orchestra.

**Zoom Lenses** (2): 4.40-6.20:1, 2.63-3.56:1

**Front Projection** Max. image size on front projection screen:  
25'w x 20'h 5:4 or 4:3 standard aspect ratios.  
35'w x 20'h 16:9 wide screen aspect ratio.

**Rear Projection** *Consult with technical staff for specific needs*

### Playback

PC Interface (with audio) Extron RGB, CAT5 link to stage.  
PC Interface (with audio) Extron RGB160xi, in booth.  
PC Computer. Dell, in booth.  
Blu-Ray Yamaha BD-S673  
CATV basic cable programming available.  
*Other sources as needed.*

**Switching and Preview** Video with audio switching between playback sources. Operator preview/monitor system.

### CCTV SYSTEM

**Color Cameras** *Not suitable for recording or broadcast.*

- (1) View of stage. Mounted at center of Balcony 1.
- (1) View of audience. Mounted at top of proscenium opening.

**Patch Bay** Located down stage right. RG59U dry lines to selected AVS panels. All terminals BNC.

### Distribution

- (1) 1 x 5 composite video DA Ocean Matrix OMX7019.
- (1) 1 x 8 composite video DA Ocean Matrix OMX7027.

**Monitors** Available at stage manager's desk, technical offices, loading dock and shop. Additional monitors available.

## STAGE EQUIPMENT

**ORCHESTRA SHELL** Steel frame, wood paneled acoustical shell by Hoffend and Sons. White concert lighting integrated into ceiling panels. (4) Configurations available (see drawings at right).

- (7) Wall towers, each 14'w x 28'h.
- (3) Ceiling panels on motorized line sets.

### ORCHESTRA EQUIPMENT

- (130) Orchestra chairs - (black) steel, armless, upholstered.
- (110) Music stands (black).
- (10) Bass stools.
- (65) Music stand lights.
- (1) Conductor podium.
- (1) Conductor stand.
- (1) 5-panel Perspex drum shield, 5'h.

**PLATFORM RISERS** Stage Right aluminum frame platforms with black PVC surface. Masking, chair rails and guard rails available. No drilling or painting.

- (16) 4' x 8' Platform tops.
- (7) 8"h Leg sets.
- (10) 16"h Leg sets.
- (5) 24"h Leg sets.

*Additional 3' x 8' platform risers are available. Check with technical staff for your needs.*

**CARPETS** Lot of 4' x 8' rubber-backed dark gray industrial carpets available for drum risers, cable covers, and other uses.

**LADDERS** 6', 8', 10', and 12' are available.

**PERSONNEL LIFT** Genie, Model #AWP-30. 30' lift height. 12V DC battery power with (2) battery/charger packs.

### DANCE EQUIPMENT

**Dance Floor** Rosco black vinyl dance floor, laid horizontally. Stores on custom dance floor cart.

- (6) 63" w x 70" l rolls overall dimensions: 70' w x 30-6" d.
- (3) 63" w x 44" l rolls provide up to 15' additional depth.

**Dance Barres** Made of PVC tubing.  
(2) 10' l sections.

**Rosin Boxes:** (2)

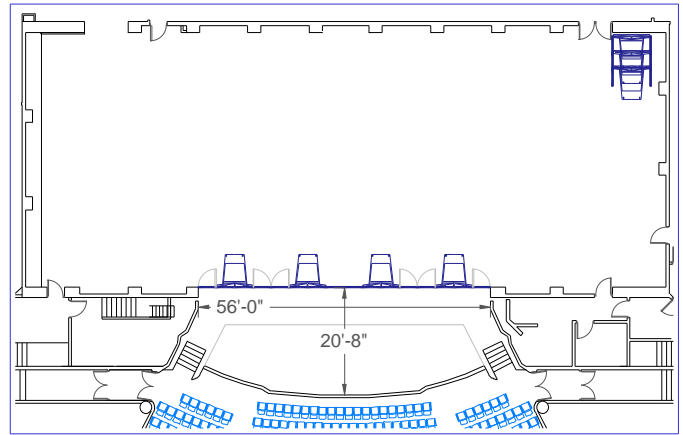
## MUSICAL INSTRUMENTS

### PIANOS

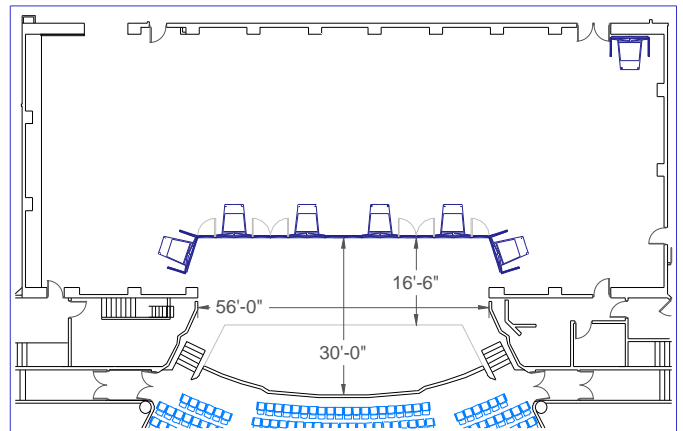
- (2) Steinway D, 9' concert grand pianos.
  - (1) Yamaha C3, 6' grand piano.
  - (1) Yamaha C3, 6' grand piano (located in upper lobby).
  - (1) Yamaha U3E, 48" upright piano.
- All pianos were new in 1993 and are well maintained. KU Fine Arts piano technician required for all tunings and repairs. Second Steinway D new in 2009.*

### OTHER

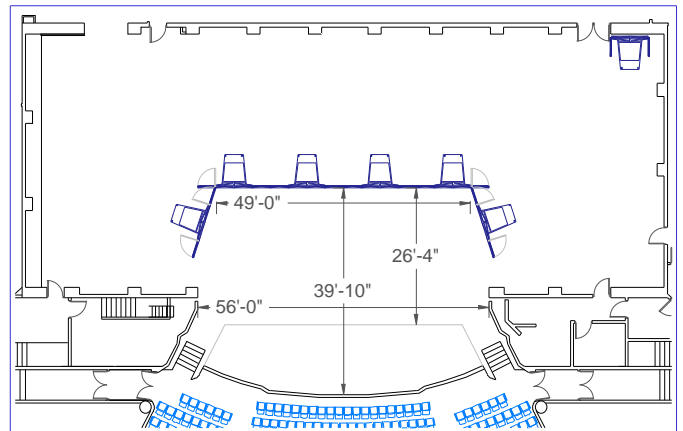
- (4) concert tympani - 23", 26", 29", 32"
- (1) concert harp.



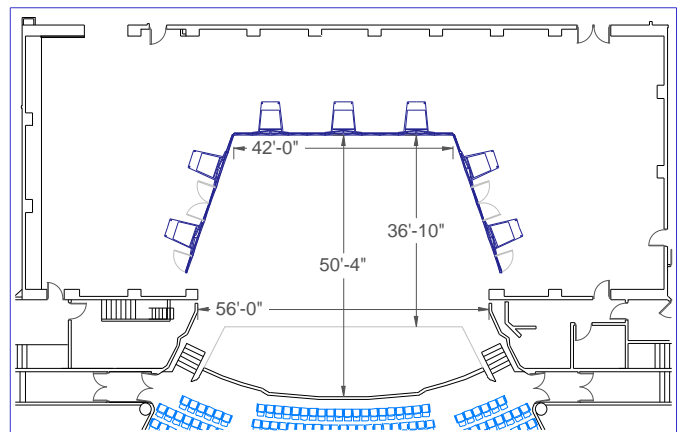
Orchestra Shell at Plaster Line. No Ceiling Panels



Orchestra Shell with (1) Ceiling Panel



Orchestra Shell with (2) Ceiling Panels



Orchestra Shell with (3) Ceiling Panels

## BACK STAGE

### DRESSING ROOMS Lockable. No keys given out.

Chorus Room A	Seats 21, wheelchair accessible.
Chorus Room B	Seats 16.
Chorus Room C	Seats 14.
Room 24	Seats 2, wheelchair accessible.
Room 28	Seats 3.
Room 32	Seats 3.
Room 34	Seats 2.

Total seating and mirrors for (61) performers. Each dressing room is equipped with costume racks, chairs, mirrors, and incandescent makeup lights. Each has sinks, showers, and toilets, liquid soap, stage manager's page and show program monitor. Towels are available if requested.

### CHARLES AND TENSIE OLDFATHER DANCE STUDIO

44' x 24'. Equipped with mirrors, dance barres, sound system, and upright piano. Floor construction is same as stage floor. Dance studio may be used for master classes, rehearsals, lectures, meetings, meal services, and other uses.

**LAUNDRY and WARDROBE** Laundry room adjacent to Shop and Chorus Room A. Equipment includes (2) washing machines, (2) clothes dryers, (2) garment steamers, sewing machine, irons and boards, rolling costume racks.

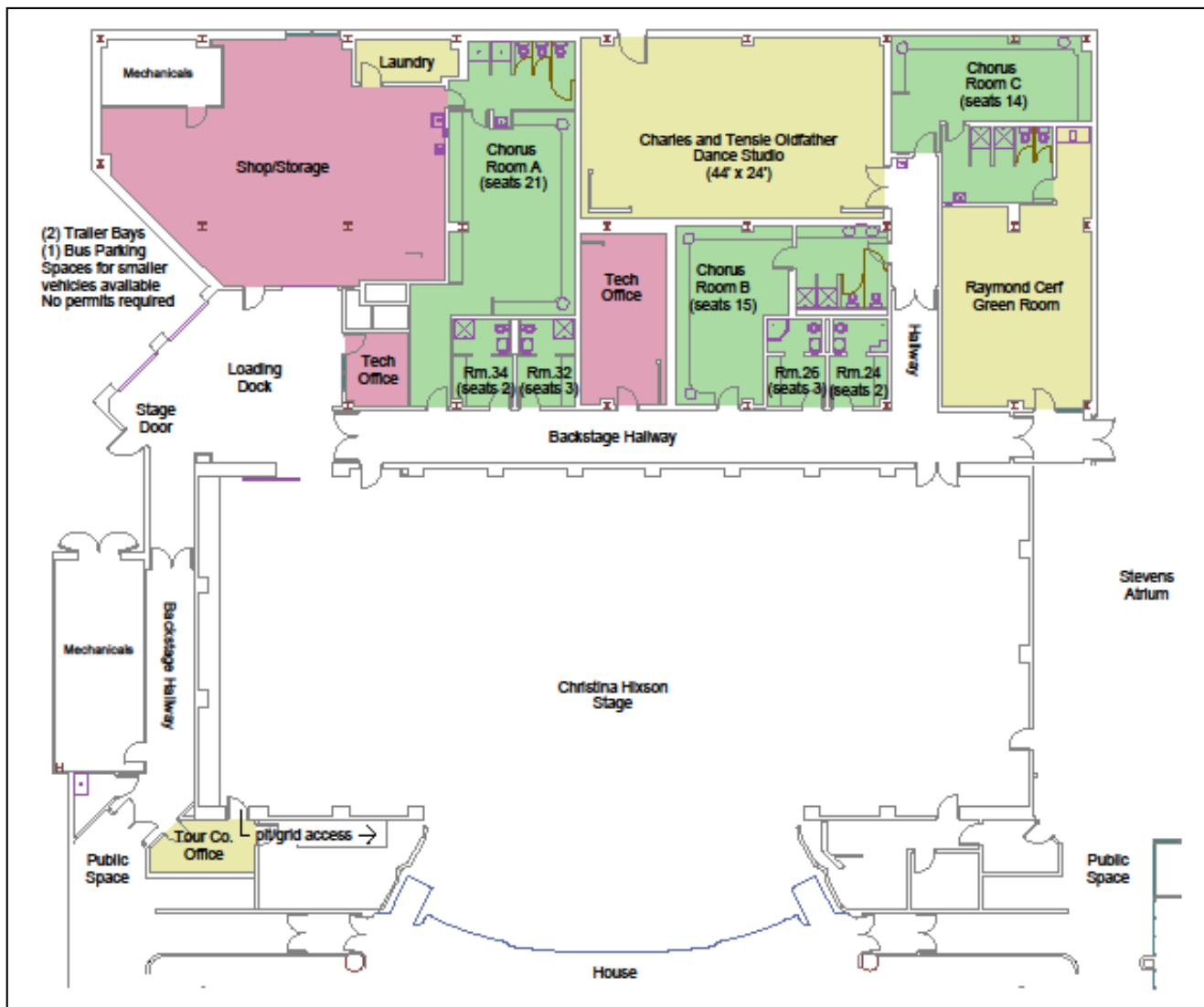
### TOURING COMPANY PRODUCTION OFFICE 7' x 15'.

Equipped with tables, chairs, (2) telephone lines, high-speed Internet. Located off downstage right. NOTE: Access to grid, loading rail, FOH lighting, and orchestra pit is through production office.

**RAYMOND CERF GREENROOM** Equipped with carpet, plush sofas and chairs, table and chairs, kitchenette, ice machine. Cable television available. Shares lavatory facilities with Dressing Room C.



Chorus Dressing Room A



**LINE SET SCHEDULE**

Available as downloadable Excel file at <http://www.lied.ku.edu>

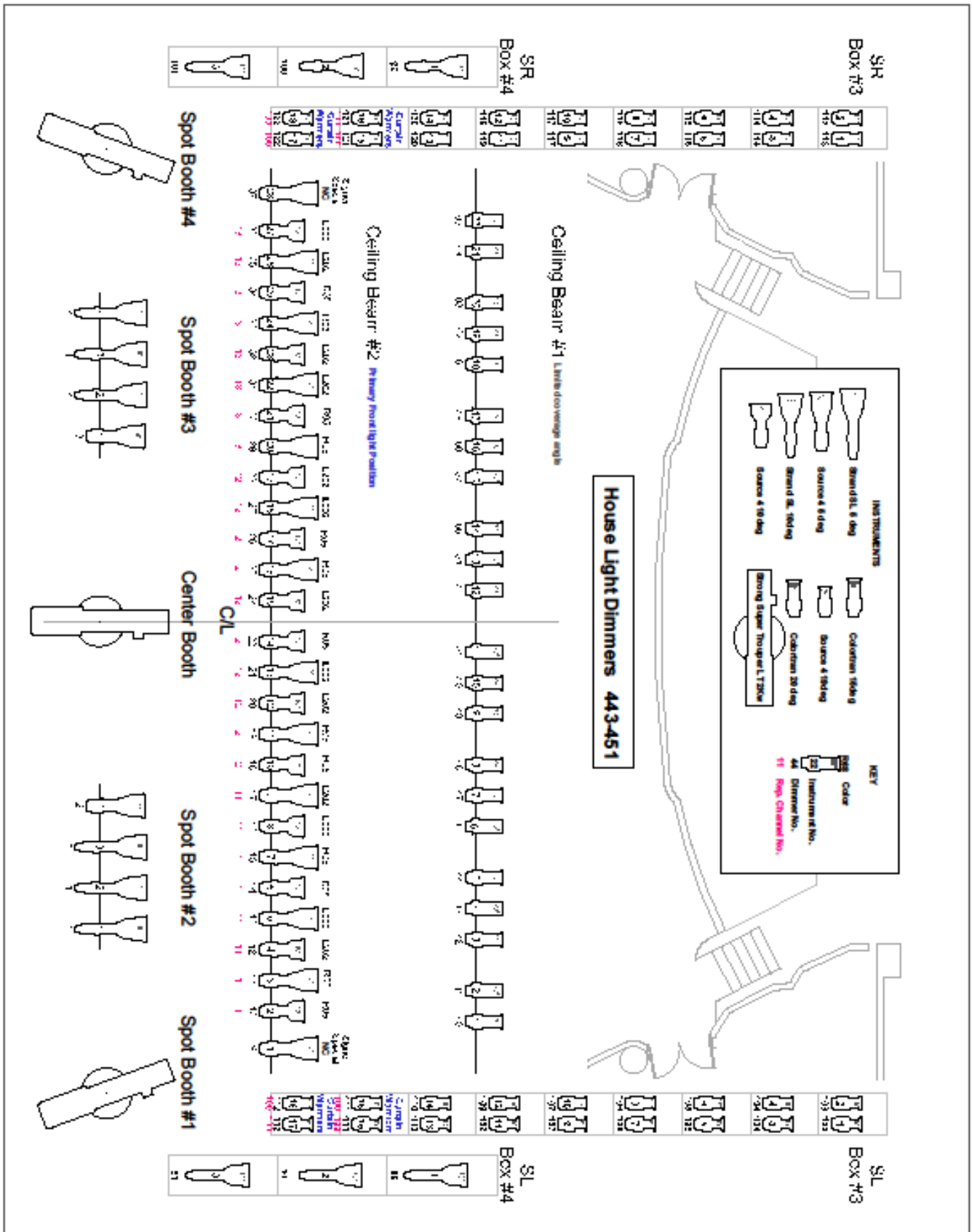
No.	Dist. P/L	Item	Weight	Typical House Goods
1	1'-4"			Main Curtain/ Downstage Legs
2	2'-0"			Main Curtain / Grand Teaser
3	2'-8"			
4	4'-0"			Orchestra Shell Ceiling #1
5	6'-0"			Border (16' H)
6	6'-8"			
7	7'-4"			
8	8'-0"			Border
9	8'-8"			Legs (on split traveler track)
10	9'-4"			Front Projection Screen
11	10'-0"			
12	10'-8"			
13	12'-0"			
14	13'-4"			Orchestra Shell Ceiling #2
15	14'-8"			
16	15'-4"			Border
17	16'-0"			Legs
18	16'-8"			
20	18'-8"			
21	19'-4"			
23	20'-8"			Legs
25	22'-0"			
26	23'-4"			Orchestra Shell Ceiling #3
27	25'-4"			
28	26'-0"			Border
29	26'-8"			Legs
30	27'-4"			
31	28'-0"			
33	29'-4"			
34	30'-0"			
35	31'-4"			
36	32'-0"			
38	33'-4"			
40	34'-8"			Border
41	35'-4"			Legs
42	36'-0"			Black Scrim
43	36'-8"			
44	38'-0"			RP Cyc
45	38'-8"			
46	39'-4"			Cyc Elec
47	40'-0"			
48	40'-8"			
49	41'-4"			
50	42'-0"			
51	42'-8"			Bounce
52	44'-0"			Full Black Traveler

**Shaded line sets have permanently installed equipment and are not available for other uses.**

**Line Set Nos.19, 22, 24, 32, 37, and 39 are not listed because they are not installed.**



FRONT OF HOUSE LIGHT PLOT



# STAGE PLAN

Available as downloadable .DXF file at <http://www.lied.ku.edu>

