

THE LIED CENTER

EVACUATION PLAN

GENERAL INFORMATION

The following pages contain directions to be implemented by ushers in the event of any two possible eminent hazards (disasters) which may take place at the Lied Center during a performance.

In the case of fire, a general announcement will be made for all patrons to evacuate the building. Before the announcement is made, ushers will position themselves so as to effectively control the evacuation. Ushers will caution patrons not to run, but to move quickly. Patrons in wheelchairs on the balcony level will be directed to stay in a fire stair until rescued by fire fighting personnel.

In the case of a tornado alert, a general announcement will be made for all persons to take cover. Before the announcement is made, ushers will position themselves so as to effectively control the movement of people to recommended locations. The National Weather Service recommends the following action:

1. Stay indoors
2. Go to lowest floor of the building
3. Stay in interior hallways
4. Keep away from exterior doors and windows

In all cases, ushers shall be the last to seek refuge.

Ushers shall take the following action at each door leading from the auditorium:

MAIN FLOOR

DOOR #1

FIRE ALARM - Direct all patrons through the double doors at the end of the hall and out the exit doors from the Stephens Atrium.

TORNADO ALERT - Direct all patrons to remain in the door #1 hallway, or to seek shelter in one of the two restrooms across from the administrative offices.

-DOOR #2

FIRE ALARM - Direct patrons to the fire stair directly across from door #2 and up and out the exit doors from the stairway . Direct patrons in wheelchairs to the double doors at the end of the hall and out the exit doors from the Stephens Atrium.

TORNADO ALERT - Direct patrons to seek shelter in the lower part of the fire stair across from door #2, to seek shelter in one of the two restrooms across from the administrative offices, or remain in the door #2 hallway,

DOOR #3

FIRE ALARM - Direct all patrons including those in wheelchairs to the fire stair directly across from door #3 and directly out the exit doors of the stairway.

TORNADO ALERT - Direct all patrons including those in wheelchairs to seek shelter in the lower part of the fire stair across from door #3.

DOOR #4

FIRE ALARM - Direct all patrons down the stairs to the fire stair directly across the hall and directly out the exit doors of the stairway.

TORNADO ALERT - Direct all patrons to seek shelter in the hall way at the stage end of the box seats.

DOOR #5

FIRE ALARM - Direct all patrons including those in wheelchairs directly across the lobby through the main exit doors.

TORNADO ALERT - Direct all patrons including those in wheelchairs to seek shelter in the lower area of the fire stair directly across from door #3, or in the men's restroom outside of door #5. If the control rooms are unlocked, patrons may seek shelter there.

DOOR #6

FIRE ALARM - Direct all patrons including those in wheelchairs directly across the lobby through the left exit doors.

TORNADO ALERT - Direct all patrons including those in wheelchairs to seek shelter in the lower area of the fire stair directly across from door #8, or down in the lower hallway across from doors #9 and #10, or in the women's restroom outside of door #6. . Direct patrons in wheelchairs to the fire stair at the end of the hallway across from door #8. If the control rooms are unlocked, patrons may seek shelter there.

DOOR #7

FIRE ALARM - Direct all patrons down the stairs through the exit doors directly across the hall from door #8 through the Bales lobby.

TORNADO ALERT - Direct all patrons to seek shelter in the hall way at the stage end of the box seats.

DOOR #8

FIRE ALARM - Direct all patrons including those in wheelchairs through the exit doors directly across the hall from door #8 through the Bales lobby.

TORNADO ALERT - Direct patrons down the interior stairs to seek shelter in the lower hallway across from doors #9 and #10. Direct patrons in wheelchairs through the exit doors directly across the hall from door #8 to seek shelter in the fire stair.

DOOR #9

FIRE ALARM - Direct patrons to the fire stair directly across from door #9 and up and out the exit doors through the Bales lobby. Direct patrons in wheelchairs to the hall way leading out through the lower floor of Bales Recital Hall.

TORNADO ALERT - Direct all patrons to seek shelter in the lower hallway across from doors #9 and #10, in the restrooms between doors #9 and #10, in the hallway leading through the lower floor of the Bales Recital Hall, or in the hallway leading to back stage.

DOOR #10

FIRE ALARM - Direct patrons to the fire stair directly across from door #9 and up and out the exit doors through the Bales lobby, or to the hall way leading out through the lower floor of Bales Recital Hall.

TORNADO ALERT - Direct all patrons to seek shelter in the lower hallway across from doors #9 and #10, in the restrooms between doors #9 and #10, in the hallway leading through the lower floor of the Bales Recital Hall, or in the hallway leading to back stage.

BALCONY

DOOR #21

FIRE ALARM - Direct all patrons to the fire stair directly across from door #21 and down and directly out the exit doors of the stairway.

TORNADO ALERT - Direct all patrons to seek shelter in the lower area of the fire stair directly across from door #21, or in the restrooms outside of door # 21.

DOOR #22

FIRE ALARM - Direct all patrons down the stairs to the grand staircase, and down and directly out the main exit doors of the main lobby.

TORNADO ALERT - Direct all patrons to seek shelter in the lower area of the fire stair directly across from door #21, or in the restrooms outside of door # 21.

DOOR # 23

FIRE ALARM - Direct patrons to the grand staircase, and down and directly out the main exit doors of the main lobby. Direct patrons in wheelchairs to the fire stair at the end of the balcony across from door #21. Fire rescue personnel will retrieve patrons from that location.

TORNADO ALERT - Direct patrons to seek shelter in the lower area of the fire stair directly across from door #21. Direct patrons in wheelchairs to the fire stair at the end of the balcony across from door #21.

DOOR #24

FIRE ALARM - Direct patrons to the grand staircase, and down and directly out the main exit doors of the main lobby. Direct patrons in wheelchairs to the fire stair at the end of the hallway across from door #26. Fire rescue personnel will retrieve patrons from that location.

TORNADO ALERT - Direct patrons to seek shelter in the lower area of the fire stair directly across from door #26, or down in the lower hallway across from doors #9 and # 10. Direct patrons in wheelchairs to the fire stair at the end of the hallway across from door #26.

DOOR #25

FIRE ALARM - Direct all patrons down the stairs to the fire stair directly across from door #26, and down and directly out through the Bales lobby.

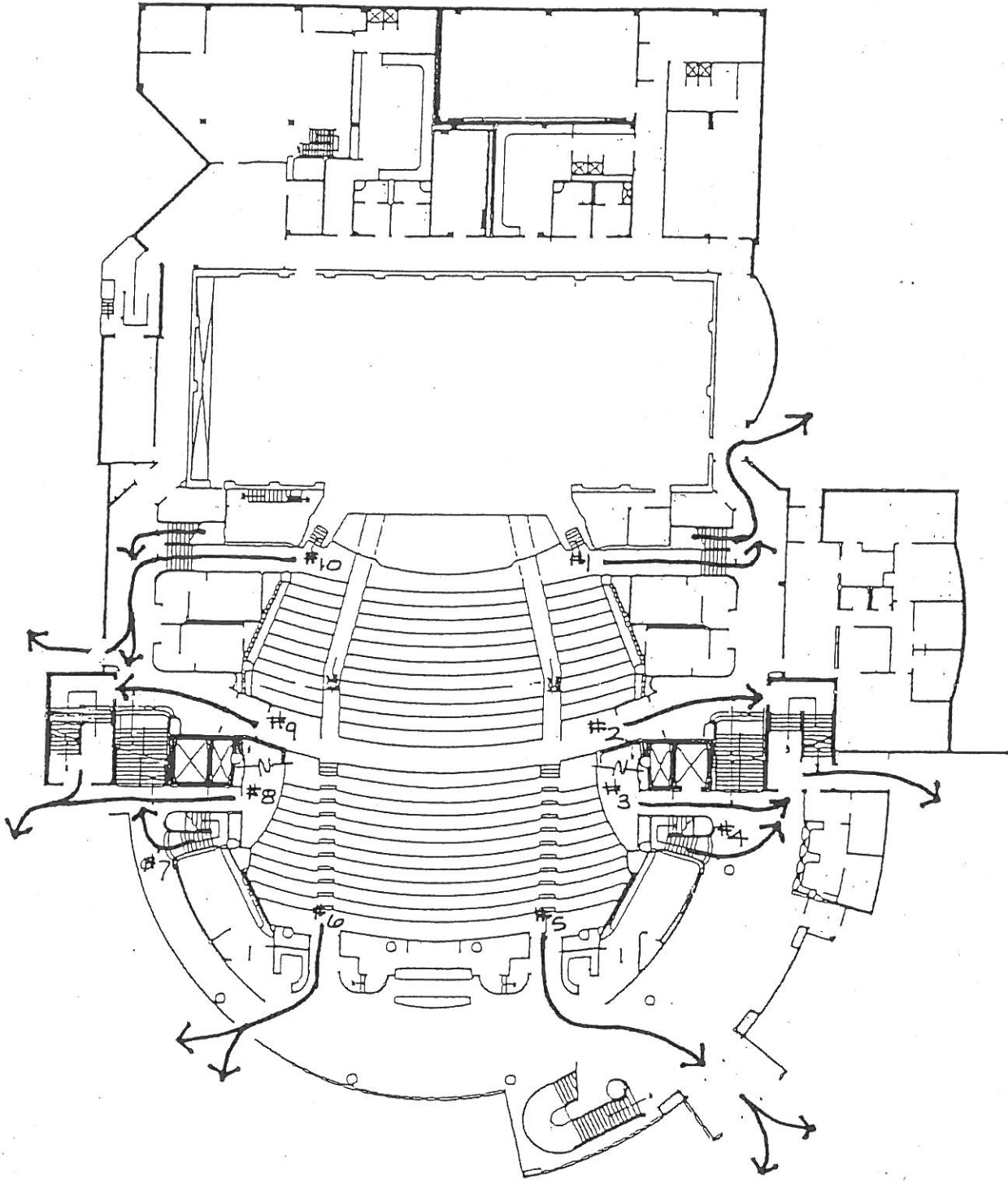
TORNADO ALERT - Direct patrons to seek shelter in the lower area of the fire stair directly across from door #26, or down in the lower hallway across from doors #9 and #10, or in the restrooms outside of door # 26.

DOOR #26

FIRE ALARM - Direct patrons to the fire stair directly across from door #26, and down and directly out through the Bales lobby. Direct patrons in wheelchairs to the fire stair across from door #26. Fire rescue personnel will retrieve patrons from that location.

TORNADO ALERT - Direct patrons to seek shelter in the lower area of the fire stair directly across from door #26, or down in the lower hallway across from doors #9 and #10, or in the restrooms outside of door # 26. Direct patrons in wheelchairs to the fire stair across from door #26.

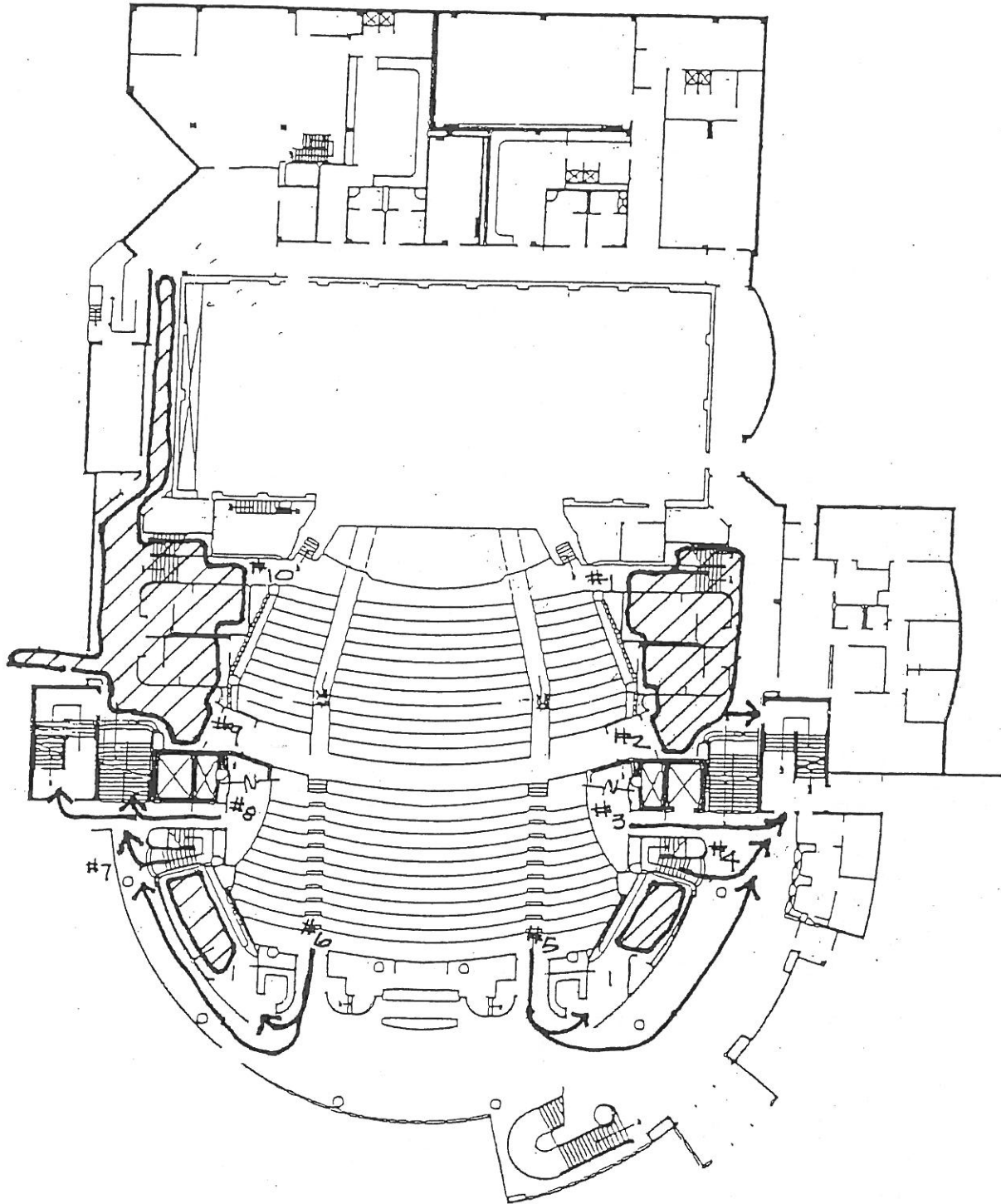
THE LIED CENTER EVACUATION PLAN FIRE EVACUATION



MAIN LEVEL



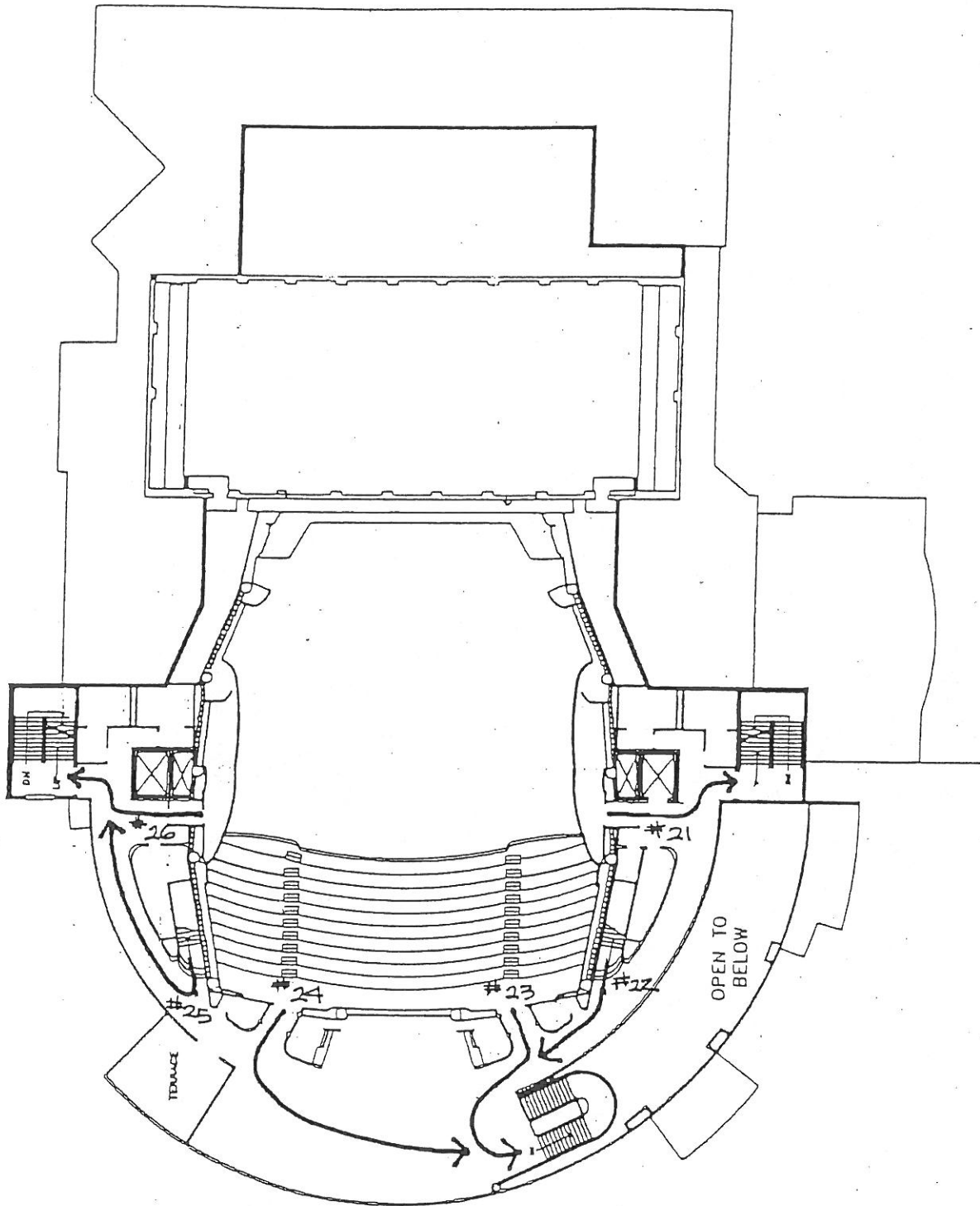
THE LIED CENTER EVACUATION PLAN TORNADO PROTECTION



MAIN LEVEL

NORTH

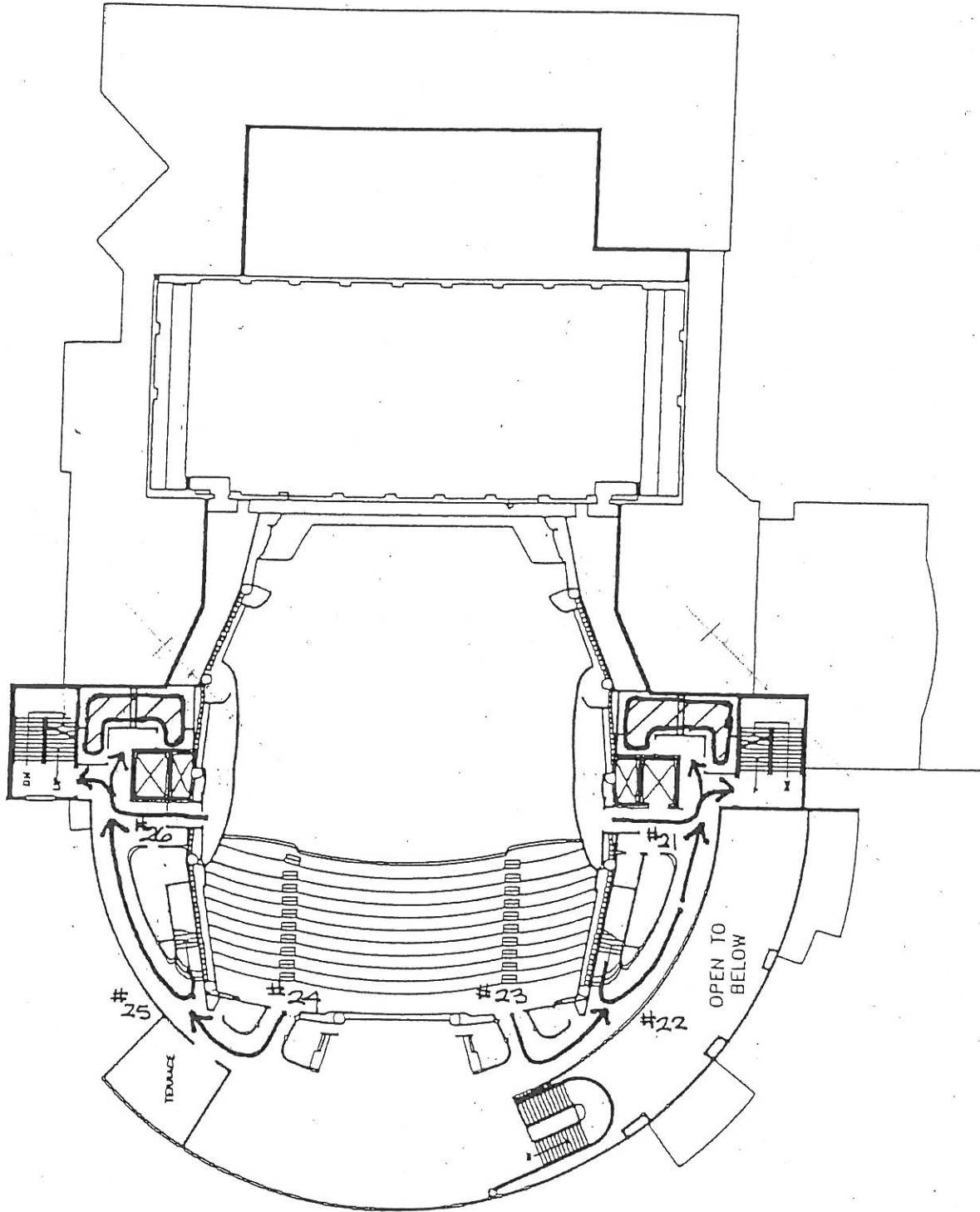
THE LIED CENTER EVACUATION PLAN FIRE EVACUATION



BALCONY

NORTH

THE LIED CENTER EVACUATION PLAN TORNADO PROTECTION



BALCONY



